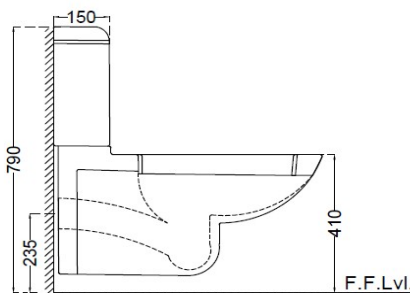
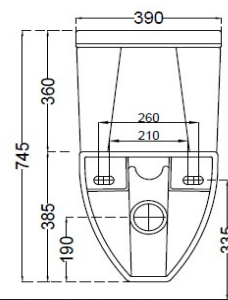



TOP VIEW



SIDE VIEW



BACK VIEW

GENERAL INFORMATION	
Product Code	FLS-WHT-5353PPZ
Brand	Jaquar
Colour	White
Type	Complete Set For Extended Wall Hung WC
Material	Ceramic-Vitreous China (VC)
PRODUCT SPECIFICATION	
Product Dimension	390x650x745mm
Bowl Opening (Inner Dimension)	270x345 mm
Product Net Weight	23 kg.
Product Gross Weight	39.5 kg
Packaging Dimension	830x435x410 mm
Outlet	Horizontal
Vertical Trap Distance bowl edge	P-Trap - 190 mm
Outlet Hole Dimension	External diameter of outlet hole \varnothing 100 +5/-2mm
	Vertical distance between the Floor and the centre line of the waste outlet hole \leq 235 mm
PRODUCT FEATURES	
Product Features	Rimless Design, PP Soft Close Seat Cover Dual Flush - 6/3 LPF Anti Germ Glaze, Complete Trap Glaze,
ACCESSORIES INCLUDED	
PP soft Close seat cover	FLS-WHT-5101PP
Outlet gasket	ZPS-BLK-GK02
Cistern	FLS-WHT-5203C
Cistern Fittings	ZCF-WHT-FT003
ACCESSORIES RECOMMENDATION	
Rag bolt	ZPS-SNS-RB01 , ZPS-MST-RB02, ZPS-MST-RB07
CARE AND CLEANING GUIDELINES	
→ Vitreous china sanitary ware products are fragile in nature and need to be handled with care (to avoid personal injury) at all times during its storage, handling, installation and use thereafter.	
→ The product is heavy and it is recommended that two persons hold it while it is being fixed.	
→ Carefully inspect the new product for damage before installation. Recommended to inspect the sanitaryware with wooden Hammer.	
→ Risk of product damage. Over tightening may cause breakage or chipping of vitreous china. Recommended to use hard rubber & nylon spacer in between ceramic & metal fixtures.	
→ Risk of external leakage. Do not lift or rock the bowl after placement.	
→ Always test your cleaning solution on an inconspicuous area on the product before applying it to the entire surface.	
→ Do not allow cleaners to sit or soak on the product.	
→ Use a soft, dampened sponge or cloth to clean. Never use abrasive material like a bristle brush or scouring pad.	
→ Wipe surfaces clean and rinse completely with water immediately after applying cleaners.	
→ Clean Chrome, stainless steel surfaces once a week. Do not use cleaners containing chloride on chrome, stainless steel. If used, rinse the surface immediately to prevent corrosion.	
→ Wherever chrome plating is used on the products, use only warm water to clean and then dry with a soft cloth.	
→ Recommended to use Genuine Accessories.	
QUALITY MANAGEMENT SYSTEM - ISO 9001	
	
DISCLAIMER: Our every effort has been made to ensure factual accuracy, the information presented subject to changes due to requirements in different sites, markets and/ or countries. All dimensions are in mm (Tolerance \pm 5 MM). Jaquar reserves the right to make the necessary amendments at any time without prior notice.	
# For Installation Refer Actual Product.Last modified on 25 March 2025.	