

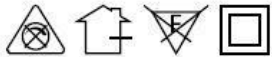
### NERO SURFACE SQUARE 18W

NERO SURFACE SQUARE LED DOWNLIGHT

Indoor Luminaire

Product Code:

LNRO02S018SC / LNRO02S018SN / LNRO02S018SW  
18W - 1710lm - 6500K - CRI>80 Ra - Beam Angle 120°



### Technical Specifications

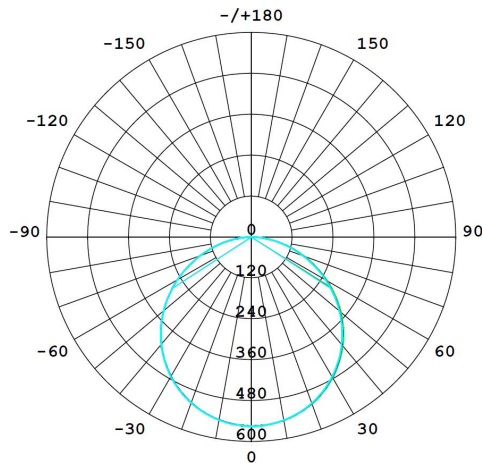
Operating Temperature	-10°C to 40°C
Rated Input Voltage & Frequency	230 VAC, 50Hz
Rated Input Wattage	18W ± 10%
Rated Input Current	0.085 Amp (Nominal)
Power Factor	≥0.90
ATHD	<15%
Rated Luminous Flux	1710 lm / 1620 lm / 1530 lm (tolerance as per BIS)
Rated Luminaire Efficacy	95 lm/W / 90 lm/W / 85 lm/W (tolerance as per BIS)
Correlated Color Temperature (CCT)	6500 K / 4000 K / 3000 K (tolerance as per ANSI)
Color Rendering Index (CRI)	>80 Ra
Beam Angle	120° (within the permissible limits)
Driver Efficiency	≥85%
LED Life Span	>50000 Hrs (Ta=25°C @L70)
Housing	AL. Housing
Lens / Reflector	PC. Diffuser
Mounting	Surface Mount

### Protections

Over Voltage Protection	Withstand upto 440V/AC for 4 Hrs.
Surge Protection	±4.0KV
Protection Class	Class II
Ingress Protection (IP Rating)	IP20
Impact Protection (IK Rating)	IK02
Short Circuit Protection	Provided
Open Circuit Protection (No Load)	Provided
Reverse Polarity Protection	Provided

All technical data is subject to industry-standard tolerances.

# Light Distribution



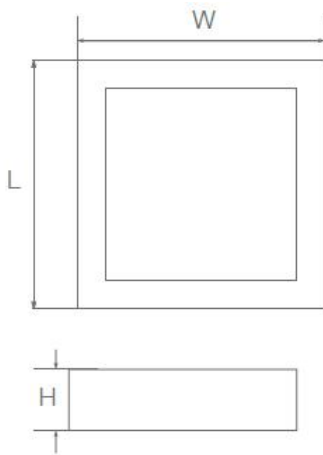
## UGR Table

ceiling/cavity	0.7	0.7	0.5	0.5	0.3	0.7	0.7	0.5	0.5	0.3		
walls	0.5	0.3	0.5	0.3	0.3	0.5	0.3	0.5	0.3	0.3		
working plane	0.2	0.2	0.2	0.2	0.2	0.2	0.2	0.2	0.2	0.2		
Room dimensions	Viewed crosswise					Viewed endwise						
x = 2H y = 2H	22.8	24.3	23.1	24.5	24.7	22.7	24.2	23.0	24.4	24.6		
3H	24.4	25.8	24.7	26.1	26.3	24.3	25.7	24.6	25.9	26.2		
4H	25.1	26.4	25.4	26.7	26.9	24.9	26.3	25.2	26.5	26.8		
6H	25.6	26.8	25.9	27.1	27.4	25.4	26.7	25.7	27.0	27.2		
8H	25.7	27.0	26.1	27.3	27.5	25.6	26.8	25.9	27.1	27.4		
12H	25.8	27.0	26.2	27.3	27.6	25.7	26.9	26.1	27.2	27.5		
4H	2H	23.4	24.8	23.7	25.0	25.3	23.3	24.7	23.7	24.9	25.2	
3H	25.2	26.4	25.6	26.7	27.0	27.0	25.1	26.3	25.5	26.6	26.9	
4H	26.0	27.1	26.4	27.4	27.8	27.8	25.9	27.0	26.3	27.3	27.6	
6H	26.6	27.6	27.0	28.0	28.3	28.3	26.5	27.5	26.9	27.8	28.2	
8H	26.9	27.8	27.3	28.1	28.5	28.5	26.8	27.7	27.2	28.0	28.4	
12H	27.0	27.8	27.4	28.2	28.6	28.6	26.9	27.8	27.4	28.1	28.5	
8H	4H	26.3	27.2	26.7	27.6	28.0	28.0	26.2	27.1	26.6	27.5	27.8
6H	27.1	27.9	27.5	28.3	28.7	28.7	27.0	27.7	27.4	28.1	28.6	
8H	27.4	28.1	27.9	28.5	29.0	29.0	27.3	28.0	27.8	28.4	28.9	
12H	27.6	28.2	28.1	28.7	29.1	29.1	27.6	28.2	28.1	28.6	29.1	
12H	4H	26.3	27.2	26.8	27.5	28.0	28.0	26.2	27.0	26.6	27.4	27.8
6H	27.2	27.8	27.6	28.3	28.7	28.7	27.1	27.7	27.5	28.2	28.6	
8H	27.5	28.1	28.0	28.6	29.0	29.0	27.5	28.0	27.9	28.5	29.0	
Variations with the observer position at spacings (CIE Pub.117):												
S = 1.0H	+ 0.1 / - 0.2					+ 0.1 / - 0.2						
1.5H	+ 0.2 / - 0.3					+ 0.2 / - 0.3						
2.0H	+ 0.1 / - 0.3					+ 0.1 / - 0.3						

With our continuous efforts to upgrade the technology/product, all product specifications and data are subject to change without prior notice. We always try to maintain the accuracy of our product images, but due to different viewing conditions, the colors may vary. Images are only for indicative purpose.

## Product Dimensions (L x W x H)

225 X 225 X 35mm (Tol.±5 mm)



## Applications

Residences, Offices, Small Retail Shops, Hotels, Coffee Shops, Restaurants, Hospitals, area lighting and for other indoor applications.