

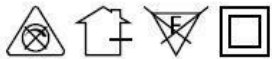
LUCENT 6W

LUCENT SLIM DOWNLIGHT

Indoor Luminaire

Product Code:

LLCN01R006XC / LLCN01R006XN / LLCN01R006XW
6W - 600lm - 6500K - CRI>80 Ra - Beam Angle - 112°



Technical Specifications

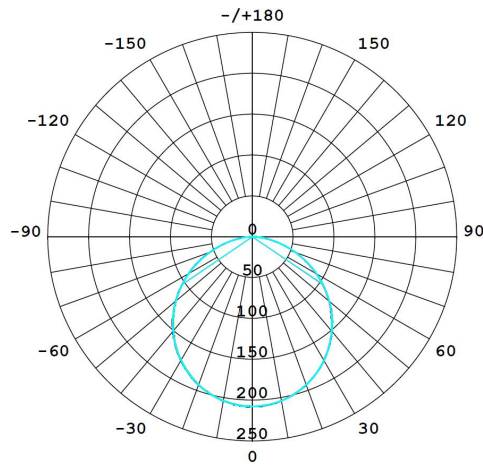
Operating Temperature	-10°C to 40°C
Rated Input Voltage & Frequency	220 ~ 240 VAC, 50Hz
Rated Input Wattage	6W ± 10%
Rated Input Current	0.014 Amp (Nominal)
Power Factor	≥0.9
THD	<20%
Rated Luminous Flux	600 lm / 570 lm / 540 lm (tolerance as per BIS)
Rated Luminaire Efficacy	100 lm/W / 95 lm/W / 90 lm/W (tolerance as per BIS)
Correlated Color Temperature (CCT)	6500 K / 4000 K / 3000 K (tolerance as per ANSI)
Color Rendering Index (CRI)	>80 Ra
Beam Angle	112° (within the permissible limits)
Driver Efficiency	>80%
LED Life Span	>50000 Hrs (Ta=25°C @L70)
Housing	Aluminium Housing with White/Black Powder Coating
Lens / Reflector	PC Diffuser
Mounting	Recessed

Protections

Over Voltage Protection	Withstand upto 440V/AC for 4 Hrs.
Surge Protection	±4.0KV
Protection Class	Class II
Ingress Protection (IP Rating)	IP20
Impact Protection (IK Rating)	IK02
Short Circuit Protection	Provided
Open Circuit Protection (No Load)	Provided
Reverse Polarity Protection	Provided

All technical data is subject to industry-standard tolerances.

Light Distribution

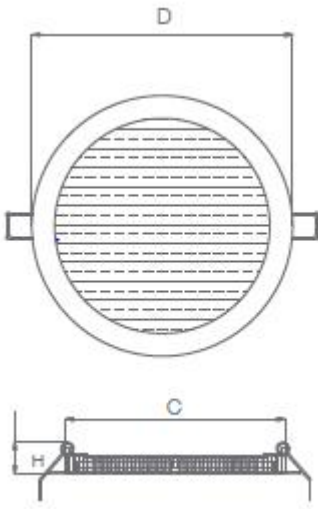


UGR Table

ceiling/cavity	0.7	0.7	0.5	0.5	0.3	0.7	0.7	0.5	0.5	0.3	
walls	0.5	0.3	0.5	0.3	0.3	0.5	0.3	0.5	0.3	0.3	
working plane	0.2	0.2	0.2	0.2	0.2	0.2	0.2	0.2	0.2	0.2	
Room dimensions	Viewed crosswise					Viewed endwise					
x = 2H y = 2H	16.9	18.4	17.2	18.6	18.8	16.9	18.5	17.2	18.7	18.9	
3H	18.4	19.8	18.7	20.0	20.3	18.4	19.8	18.7	20.1	20.3	
4H	19.0	20.3	19.3	20.6	20.8	19.0	20.4	19.3	20.6	20.9	
6H	19.4	20.6	19.7	20.9	21.2	19.4	20.7	19.8	21.0	21.2	
8H	19.5	20.7	19.8	21.0	21.3	19.5	20.8	19.9	21.0	21.3	
12H	19.5	20.7	19.9	21.0	21.3	19.6	20.8	20.0	21.1	21.4	
4H	2H	17.5	18.9	17.8	19.1	19.4	17.5	18.9	17.9	19.1	19.4
3H	19.2	20.4	19.6	20.7	21.0	19.2	20.4	19.6	20.7	21.0	
4H	19.9	21.0	20.3	21.3	21.6	19.9	21.0	20.3	21.3	21.7	
6H	20.4	21.4	20.8	21.7	22.1	20.5	21.4	20.9	21.8	22.1	
8H	20.6	21.5	21.0	21.8	22.2	20.6	21.5	21.1	21.9	22.3	
12H	20.7	21.5	21.1	21.9	22.3	20.7	21.5	21.2	21.9	22.3	
8H	4H	20.2	21.1	20.6	21.4	21.8	20.2	21.1	20.6	21.5	21.8
6H	20.8	21.6	21.3	22.0	22.4	20.9	21.6	21.3	22.0	22.4	
8H	21.1	21.7	21.5	22.2	22.6	21.1	21.8	21.6	22.2	22.6	
12H	21.2	21.8	21.7	22.2	22.7	21.3	21.8	21.8	22.3	22.8	
12H	4H	20.2	21.0	20.6	21.4	21.8	20.2	21.0	20.6	21.4	21.8
6H	20.9	21.5	21.3	22.0	22.4	20.9	21.6	21.4	22.0	22.5	
8H	21.2	21.7	21.6	22.2	22.6	21.2	21.8	21.7	22.2	22.7	
Variations with the observer position at spacings (CIE Pub.117):											
S = 1.0H	+ 0.2 / - 0.2					+ 0.2 / - 0.2					
1.5H	+ 0.2 / - 0.3					+ 0.2 / - 0.3					
2.0H	+ 0.2 / - 0.3					+ 0.2 / - 0.3					

Product Dimensions (DiaxH)

Ø 116 x 17mm (Tol. ± 5 mm), Cutout Size 106mm



Applications

Residences, Offices, Small Retail Shops, Hotels, Coffee Shops, Restaurants, Hospitals, area lighting and for other indoor applications.