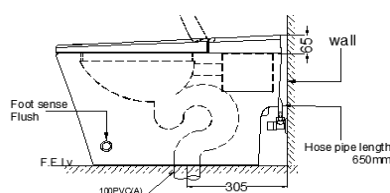
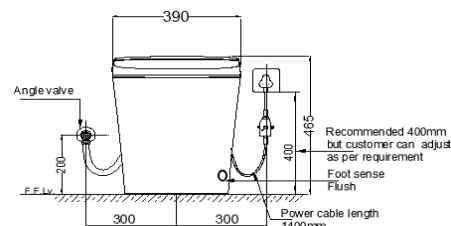


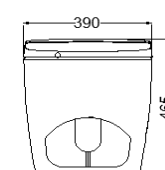
TOP VIEW



SIDE VIEW



FRONT VIEW



BACK VIEW

**GENERAL INFORMATION**

Product Code	ITS-WHT-89853S300PPPMAT
Brand	Jaquar
Colour	White
Type	Automatic Rimless Floor Mounted WC
Material	Ceramic - Vitreous China

**PRODUCT SPECIFICATION**

Product Dimension	390x685x465 mm
bowl Inner Dimension	200X300 mm
Product Net Weight	48 kg.
Product Gross Weight	54 kg
Packaging Dimension	700x480x590 mm
Outlet	Vertical
Waste Hole Dimension	External diameter of outlet hole $\varnothing$ 80 mm provide connector pipe product.
Waste Hole Horizontal distance	Horizontal distance between the wall and the centre line of the waste outlet hole $\leq$ 305 mm

**PRODUCT FEATURES**

Product Features	Adjustable Seat temperature, Dual Wash Function with foot sense flush , Warm Air Dryer with Adjustable temperature, Adjustable water flow & temperature, Anti bacterial seat & nozzle, Remote Control, Instant Water heating, Auto deodorization, Night light,LED digital display,Spray Nozzle with Anti-bacteria and UV sterilization,Auto opning Seat and cover.
------------------	--

**ACCESSORIES INCLUDED**

Electronic PP Seat cover	ITS-WHT-89109AT
Angle valve	ZPS-WHT-ST59
toilet sealing ring	ZPS-WHT-1401
Remote controller code	ZPS-WHT-ST55

**CARE AND CLEANING GUIDELINES**

- Vitreous china sanitary ware products are fragile in nature and need to be handled with care (to avoid personal injury) at all times during its storage, handling, installation and use thereafter.
- The product is heavy and it is recommended that two persons hold it while it is being fixed.
- Carefully inspect the new product for damage before installation. Recommended to inspect the sanitaryware with wooden Hammer.
- Risk of product damage. Over tightening may cause breakage or chipping of vitreous china. Recommended to use hard rubber & nylon spacer in between ceramic & metal fixtures.
- Risk of external leakage. Do not lift or rock the bowl after placement.
- Always test your cleaning solution on an inconspicuous area on the product before applying it to the entire surface.
- Do not allow cleaners to sit or soak on the product.
- Use a soft, dampened sponge or cloth to clean. Never use abrasive material like a bristle brush or scouring pad.
- Wipe surfaces clean and rinse completely with water immediately after applying cleaners.
- Clean Chrome, stainless steel surfaces once a week. Do not use cleaners containing chloride on chrome, stainless steel. If used, rinse the surface immediately to prevent corrosion.
- Wherever chrome plating is used on the products, use only warm water to clean and then dry with a soft cloth.
- Recommended to use Genuine Accessories.

**QUALITY MANAGEMENT SYSTEM - ISO 9001**

DISCLAIMER: Our every effort has been made to ensure factual accuracy, the information presented subject to changes due to requirements in different sites, markets and/ or countries. All dimensions are in mm (Tolerance  $\pm$  5 MM). Jaquar reserves the right to make the necessary amendments at any time without prior notice.

# For Installation Refer Actual Produc.Last modified on 5th March 2025.