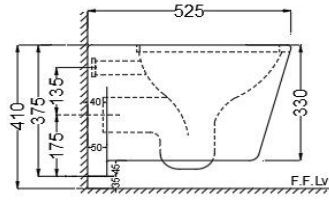
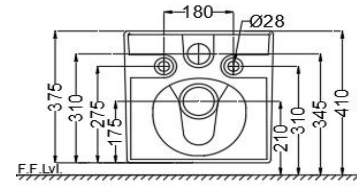


TOP VIEW



SIDE VIEW



BACK VIEW

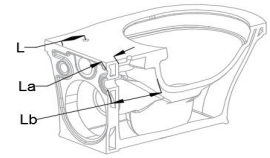
General Information

Product Code	KUS-WHT-35953BIUFSMPM
Brand	Jaquar
Colour	White
Type	Wall Hung WC
Material	Ceramic-Vitreous China (VC)

Product Specification

Product Dimension	380x525x375mm
Bowl Inner Dimension	270x330 mm
Product Net Weight	30 kg.
Product Gross Weight	35 kg
Packaging Dimension	450x390x535 mm
Outlet	Horizontal
Trap Distance	P Trap
Inlet And Outlet Hole Dimension	Internal diameter of inlet hole dia. $\varnothing 58 \pm 3$ mm
	External diameter of outlet hole dia. $\varnothing 100 \pm 5$ mm

Product Features

Rimless Blind Installation Wall Hung WC With UF Soft Close Seat Cover, Hinges And Accessories Set, Dual Flush-3/6 LPF Anti Germ Glaze, Trap glazed.	(L) From wall tile surface to center of seat cover fixing hole (La) WC Fixing wall thickness (Lb) From wall tile surface to the inner bowl surface of WC	
--	--	---

ACCESSORIES INCLUDED

Seat Cover	KUS-WHT-35101UFPM
Inlet & Outlet gasket	ZPS-WHT-GK01
Fixing kit	ZPS-WHT-FB10

ACCESSORIES RECOMMENDATION

Rag bolt	ZPS-MST-RB07N
Concealed cistern	JCS-WHT-2400S, 2400P, 2400, 2400WS, 2400WP, 2400FS, 2400FP, 2431P, 2431FP, 2431S, 2431S, 2431FS

CARE AND CLEANING GUIDELINES

- Vitreous china sanitary ware products are fragile in nature and need to be handled with care (to avoid personal injury) at all times during its storage, handling, installation and use thereafter.
- The product is heavy and it is recommended that two persons hold it while it is being fixed.
- Carefully inspect the new product for damage before installation.
- Risk of product damage. Over tightening may cause breakage or chipping of vitreous china.
- Risk of external leakage. Do not lift or rock the bowl after placement.
- Always test your cleaning solution on an inconspicuous area on the product before applying it to the entire surface.
- Do not allow cleaners to sit or soak on the product.
- Use a soft, dampened sponge or cloth to clean. Never use abrasive material like a bristle brush or scouring pad.
- Wipe surfaces clean and rinse completely with water immediately after applying cleaners.
- Clean Chrome, stainless steel surfaces once a week. Do not use cleaners containing chloride on chrome, stainless steel. If used, rinse the surface immediately to prevent corrosion.
- Wherever chrome plating is used on the products, use only warm water to clean and then dry with a soft cloth.

QUALITY MANAGEMENT SYSTEM - ISO 9001



DISCLAIMER: Our every effort has been made to ensure factual accuracy, the information presented subject to changes due to requirements in different sites, markets and/ or countries. All dimensions are in mm (Tolerance ± 5 MM). Jaquar reserves the right to make the necessary amendments at any time without prior notice.
 # For Installation Refer Actual Product